



US00D464945S

(12) **United States Design Patent**
Bosch

(10) **Patent No.:** **US D464,945 S**
(45) **Date of Patent:** **** Oct. 29, 2002**

(54) **HANDS FREE CELLULAR SYSTEM**

D430,860 S	*	9/2000	Yoon	D14/142
D431,030 S	*	9/2000	Yoon	D14/142
6,122,369 A	*	9/2000	Hwang et al.	379/430
D448,359 S	*	9/2001	Do et al.	D14/223

(76) **Inventor:** **John P. Bosch**, 9861 E. Doubletree Ranch Rd., Scottsdale, AZ (US) 85258

(**) **Term:** **14 Years**

* cited by examiner

(21) **Appl. No.:** **29/152,164**

Primary Examiner—Paula A. Mortimer
(74) *Attorney, Agent, or Firm*—Martin L. Stoneman

(22) **Filed:** **Dec. 12, 2001**

(57) **CLAIM**

(51) **LOC (7) Cl.** **14-01**

The ornamental design for a “hands free cellular system”, as shown and described.

(52) **U.S. Cl.** **D14/206**

(58) **Field of Search** D14/152, 205,
D14/206, 223, 248; 181/128, 129, 130;
379/430, 431; 381/374, 375, 376, 377,
378, 379, 381, 373

DESCRIPTION

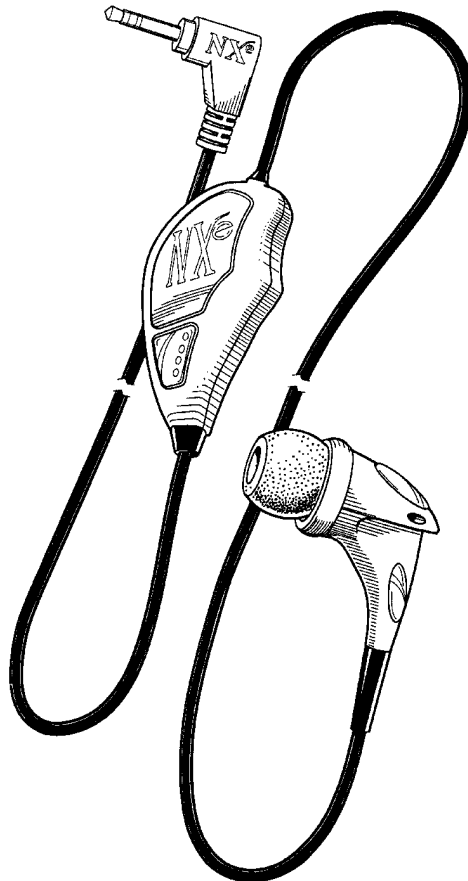
(56) **References Cited**

U.S. PATENT DOCUMENTS

4,646,872 A	*	3/1987	Kamon et al.	381/373
4,893,344 A	*	1/1990	Tragardh et al.	381/381
4,901,355 A	*	2/1990	Moore	381/381
D318,670 S	*	7/1991	Taniguchi	D14/205
D326,655 S	*	6/1992	Iribe	D14/192
D334,043 S	*	3/1993	Taniguchi et al.	D14/223
5,222,151 A	*	6/1993	Nagayoshi et al.	381/380
D430,139 S	*	8/2000	Peters et al.	D14/205

FIG. 1 is a perspective view of a hands free cellular system showing my new design, the cord is drawn broken away to show indeterminate length;
FIG. 2 is a front elevational view thereof;
FIG. 3 is a rear elevational view thereof;
FIG. 4 is a right side elevational view thereof (and also a mirror image of the left side, except as shown in FIG. 5);
FIG. 5 is a partial left side elevational view thereof, drawn separately for ease of illustration;
FIG. 6 is a top plan view thereof; and,
FIG. 7 is a bottom plan view thereof.

1 Claim, 5 Drawing Sheets



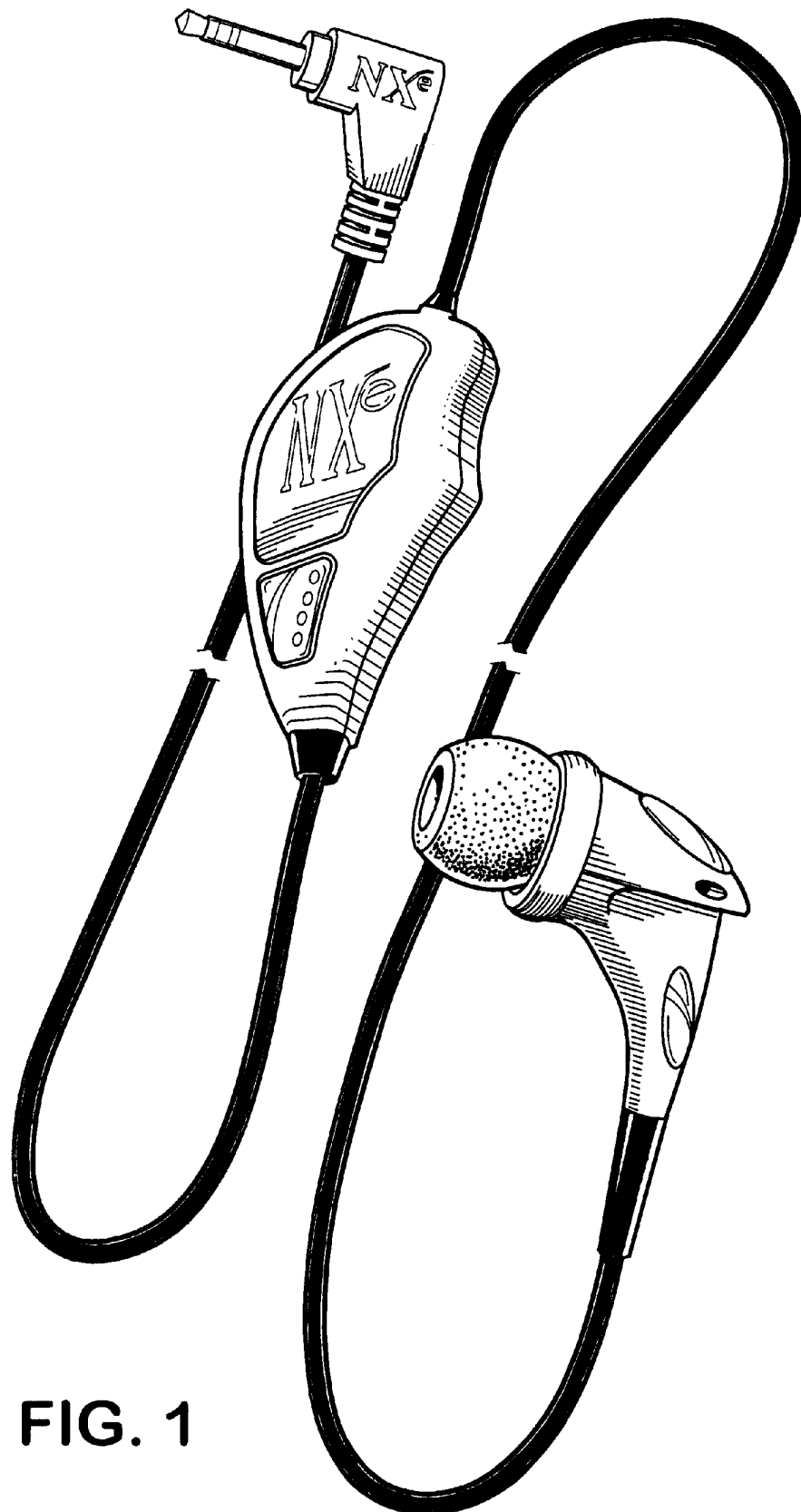


FIG. 1

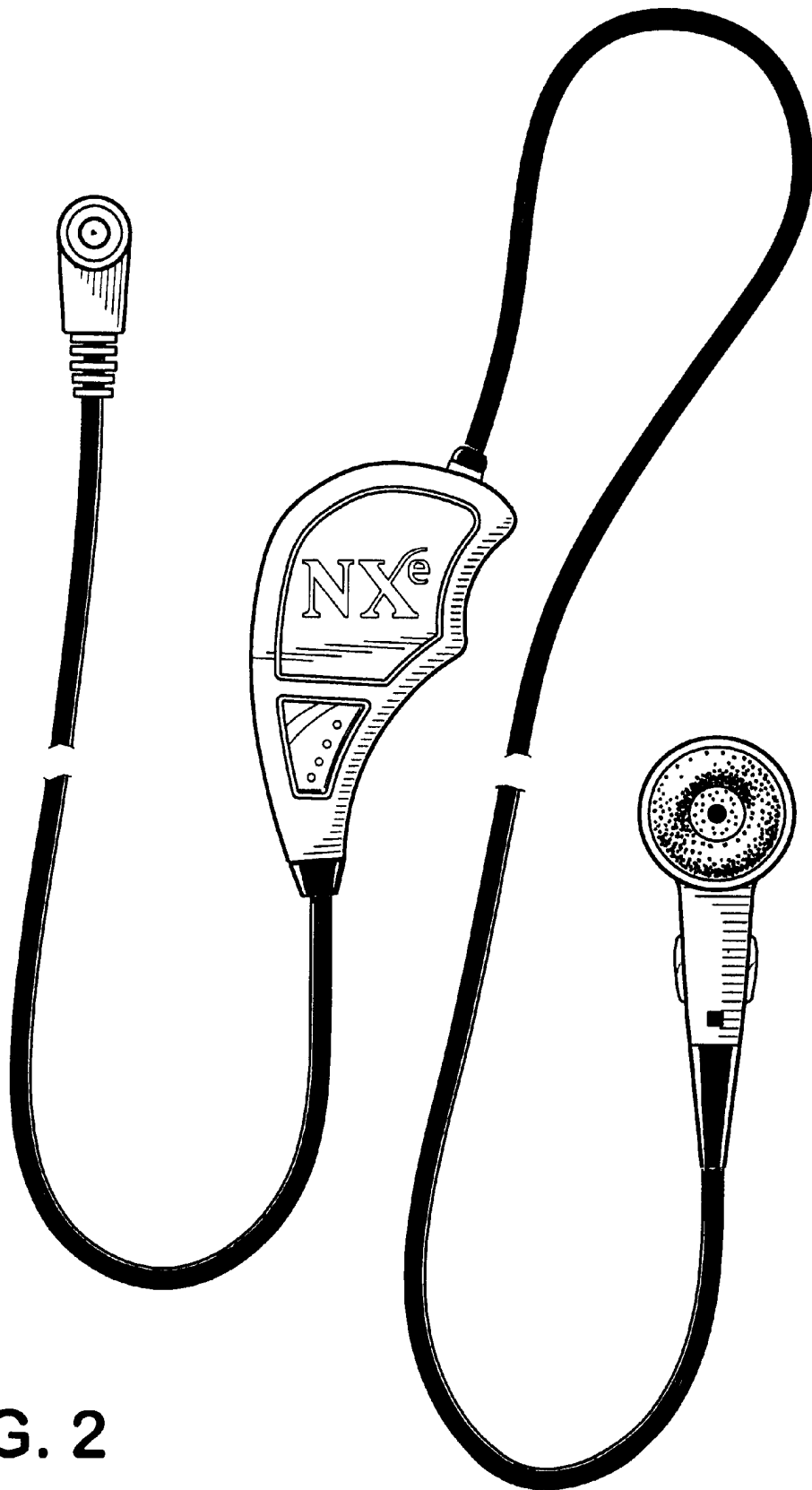


FIG. 2

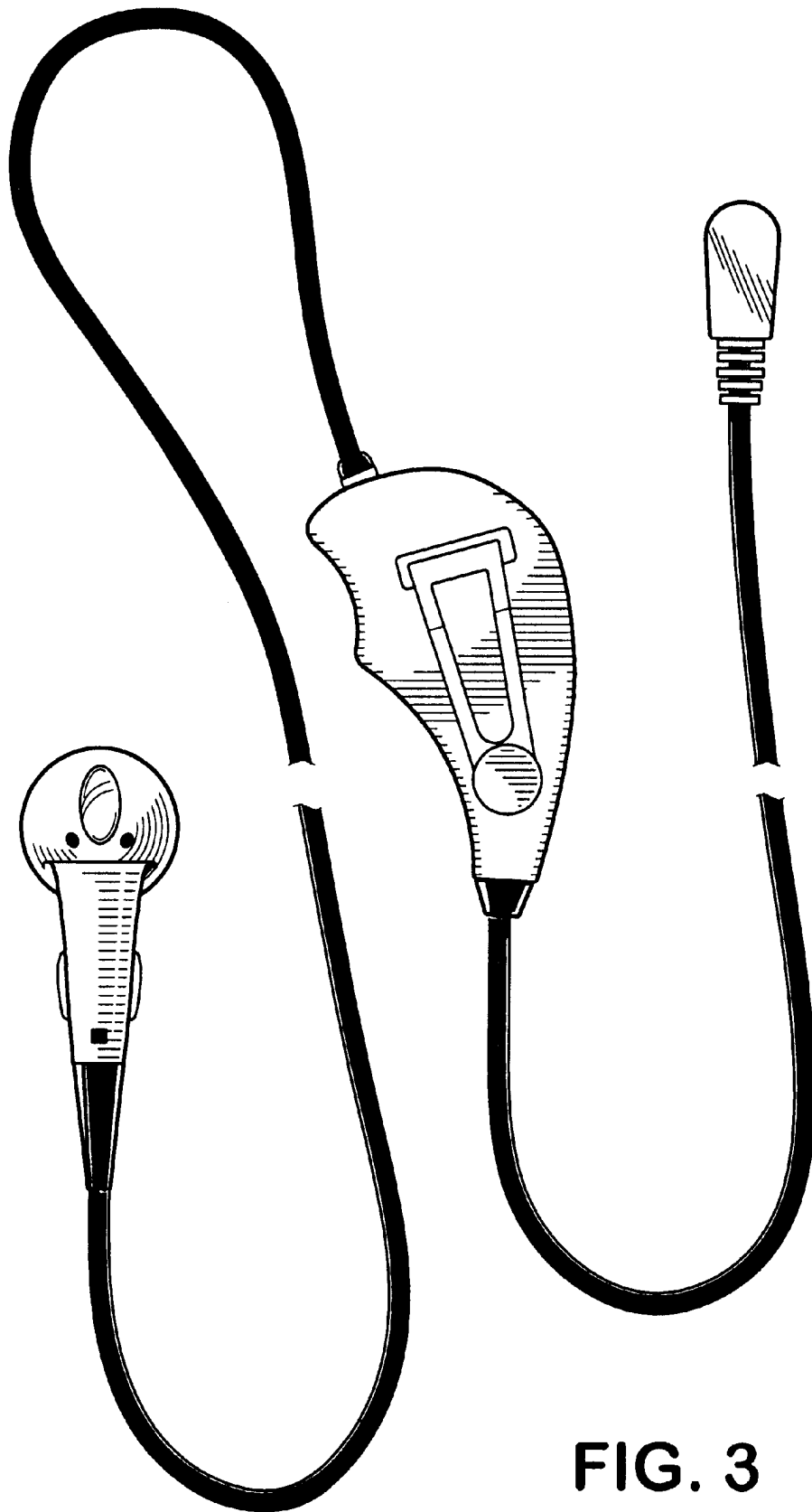


FIG. 3

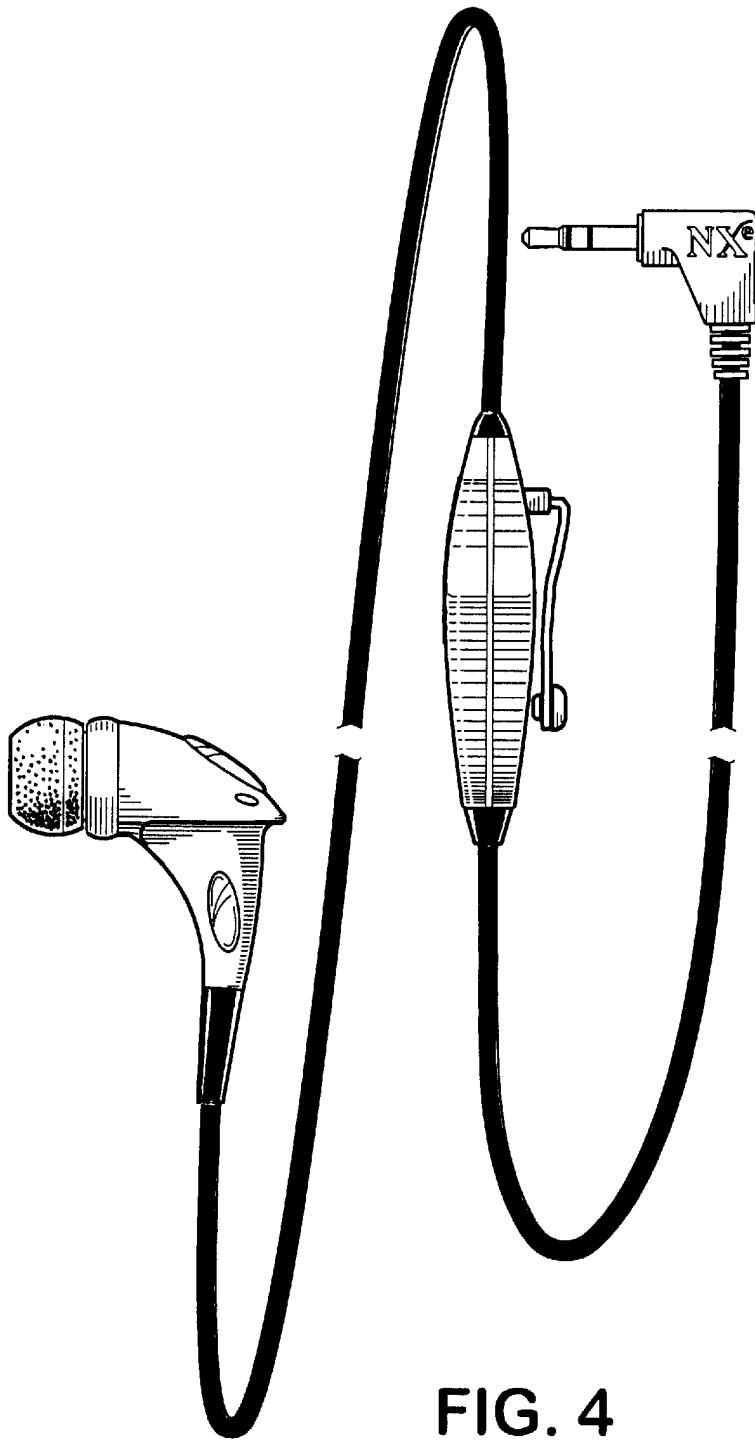


FIG. 4

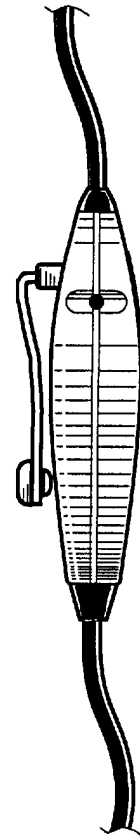


FIG. 5

